


FuelPad™

6 Unit Charger for Batteries.

The Battery Charger will work with the Motorola
BK10 (SNN5793A), BK70 (SNN5792A),
BT50 (SNN5771), BT60 (SNN5782A),
BT60 (SNN5744A), BT90 (SNN5759),
BT90 (SNN5826), BQ50 (SNN5804A),
SNN5705, SNN5706, NNTN4655 batteries.



RocketScience®

FuelPad™

RocketScience® Fuelpad™

Battery Charger

User's Manual

A. Features

The RocketScience® FuelPad™ charger consists of six charging bays capable of charging 3 different battery families (refer to Appendix A) concurrently.

The six charging bays are independent, and can be used to charge up to six batteries of mixed forms and capacities at the same time.

The following protections are provided by the RocketScience® FuelPad™ charger

- Short circuit protection
- Over-current protection
- Over-charge protection
- Over-discharge protection

B. Box Contents

- RocketScience® FuelPad™ 6-Bay charger, 1 unit
- AC/DC adaptor, 1 unit
- Power cord, 1 unit
- User manual

C. Operation

1. Connect the DC5V output of the AC-DC adaptor to the back of the charger unit. Next, connect the power cord of the AC-DC adaptor to the wall AC outlet.

2. The LEDs will be orange for a few moments while the charging bays perform self-diagnosis during startup. The LEDs will be off when the diagnostic test is complete.

3. Insert a battery, as shown in the picture in Appendix A. The charger will detect the presence of the battery and begin charging.

LED Indication during charging -

indications	Explanation
Off	Battery is not present. Charging bay is idle.
Red, steady	Battery Charging
Green, blinking	Charging of battery is near completion.
Green, steady	Charge completed.
Red, blinking	Battery Fault Error detected

CAUTIONS:

- Use only the AC-DC adaptor provided with the charger.
- Before you insert a battery into a charging bay, ensure the LED of that bay is OFF first.
- The charger unit is not waterproof, and should be kept from liquid, water, rain and extreme humidity. If the metal contacts are covered with sand, dirt or the like, power off the unit and clean it with dry or slightly damp lint-free cloth before use.
- Do not store batteries in a powered-off RocketScience® FuelPad™. Otherwise, those batteries will be slowly drained.
- Do not remove cover on power supply or charger; these units have no user-serviceable parts.

D. Specifications

Supported batteries	Li-Ion and Li-polymer, 3.6 ~ 3.7V, 500 ~ 2000 mAh
Power Input	5V, 4A DC supply (from the AC-DC adaptor)
Temperature	Operating 5 °C to 35 °C (40 F to 95 F) Storage -20 °C to 70 °C (-4 F to 160 F)
Charging Time	1 to 4 hrs, depending on the battery capacity and battery voltage { e.g. the typical charging time of a depleted 1000mAh battery is about 1.5 hr }
Charging Current	680 mA (max).
Charging Voltage	Final voltage is 4.20 V +/- 0.07V (max)
Dimensions	308 mm L x 104 mm W x 27 mm H
Weight	kg, without battery

E. Regulations

The power supply of the RocketScience® FuelPad™ charger has been tested to obtain the certification of the following standards -

- UL
- CSA

The RocketScience® Fuelpad™ charger complies with the following standards -

- FCC type acceptance
- CE marked

F. Warranty Information:

15 MONTH WARRANTY

Klein Electronics, Inc. warrants the FuelPad™ Battery Charger against defects in material and workmanship for a period of 15 months from the date code on product label. At its sole option, Klein Electronics, Inc. will either repair or replace any FuelPad™ Battery Charger that fails due to a defect in workmanship or materials or is returned by the original customer to Klein Electronics, Inc. with the original proof of purchase. This warranty covers all parts. This warranty does not cover finish or appearance. This warranty does not apply to chargers that have been damaged due to mishandling, misuse or chargers that have been used to their full life expectancy. Further, Klein Electronics, Inc. shall not be liable for incidental or consequential damages under any theory of liability. Warranty is VOID if the charger housing is removed or attempt to remove the housing is evident.

UNAUTHORIZED REPAIR OR ABUSE:

This Limited Warranty is void if this product is damaged due to accident, abuse, or misapplication. The equipment must be unaltered and unhampered with. No other attempts at repair should be made by anyone other than Klein Electronics, Inc. employees or authorized Klein Electronics, Inc. service representatives. Any replacement RocketScience® FuelPad™ Battery Charger will be warranted for the remainder of the original warranty period or thirty 30 days, whichever is longer. **The serial numbers and date code must be intact.**

SHIPMENT FOR REPAIR:

For warranty repair, send your RocketScience® FuelPad™ Battery Charger to Klein Electronics, Inc. securely and properly packaged, along with the original sales receipt or other proof of purchase and a detailed description of the problem. The customer shall prepay shipping to Klein Electronics, Inc. If goods are found to be under the Warranty, Klein Electronics, Inc. will pay shipping to customer, otherwise all freight charges are the clients responsibility. In order to ensure prompt service, please call customer service at (800) 959-2899x26 for RMA before sending your product.

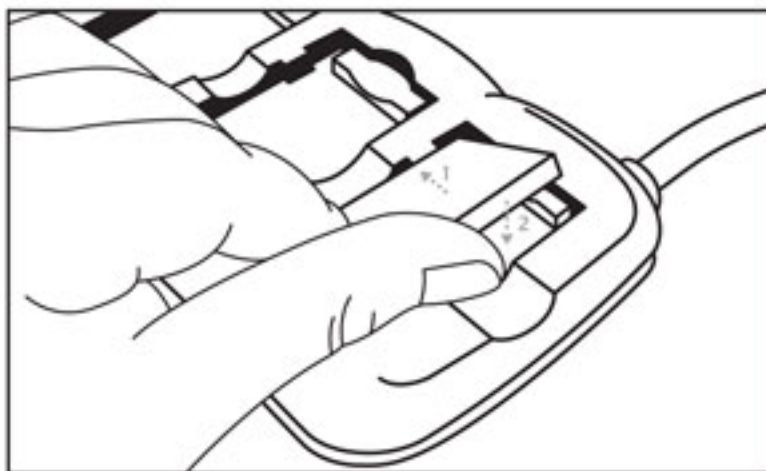
Klein Electronics, Inc.
349 N. Vinewood Street
Escondido, CA. 92029
sales@headsetusa.com
www.HeadsetUSA.com

COVERAGE FOR FuelPad™:

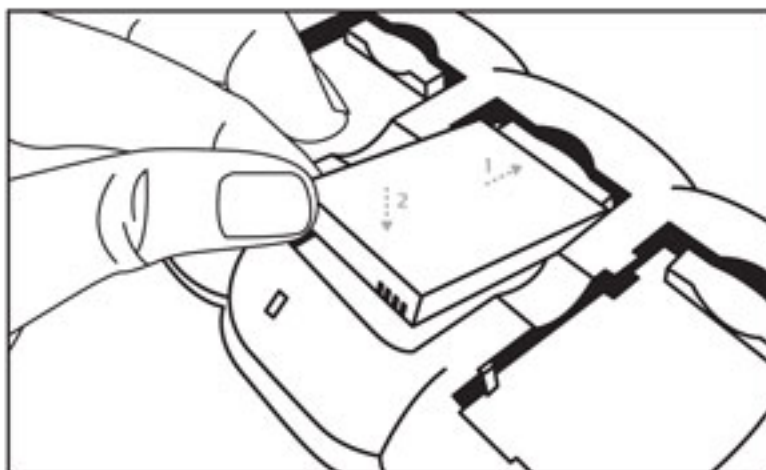
This warranty only covers the RocketScience® FuelPad™ Battery Charger and is not extended to associated equipment or accessories. Klein Electronics, Inc. excludes from its warranty any liability for incidental or consequential damages arising from the use of this product. No other warranty is expressly made or implied.

Appendix A - Forms of battery supported by the RocketScience FuelPad battery charger

Form A - BK70



Form B - BT60



Form C - SNN5705

